



No Suction


- 1) **Was a bare floor tool attached to the bottom of the unit?** If no, please proceed to step 2. If yes, remove the bare floor tool, and there should be suction on the carpet.
- 2) **Make sure the collection tank is empty.**
- 3) **Check for debris** in the red rectangular gasket at the motor intake underneath the collection tank and remove as needed.




- 4) **Check for suction** at the motor intake.
If **NO suction at motor intake**, please contact one of our Authorized Service Centers to have a quality technician inspect your unit.
- If **YES**; there is suction at the motor intake...
- a) Check the foam filter in the collection tank for debris and clean as needed.



- b) Make sure the collection tank is not damaged, full of debris or dirty water, and is installed properly.



- c) Make sure the floor nozzle is not damaged, not full of debris, and is properly installed.



- d) Check for suction at the floor by pouring a small amount of water on a hard surface floor. Water should be visibly going into the collection tank.

- 5) **If still no suction**, please contact one of our Authorized Service Centers to have a quality technician inspect your unit.

